

LES ACROBATES N°323

de Gras

FICHE TECHNIQUE TECHNICAL SHEET



SUSPENSION

PENDANT LAMP

Matériaux Material	Fonte d'acier noir satin Black satin steel cast
Poids Weight	1,1 kg
Embase Base	Ø 90 mm
Réflecteurs conseillés Recommended shades	L / XL / GB Ø 175 / GB Ø 250
Emballage Packaging	230 x 230 x 210 mm
IP IP	20

Tension Voltage	220/240V
Classe Class	1
Watt Watt	23 W
Type d'ampoule Bulb type	E27 LED
Lumens Lumens output	408,45 lm (valeur indicative) 408,45 lm (indicative data)
Driver Driver	NA
Câble Wire	Tissu, longueur : 3 m ou 5 m Fabric, length : 3 m ou 5 m
Interrupteur Switch	NA
Fiches Plug	NA



2 pontages possibles
2 connections possible

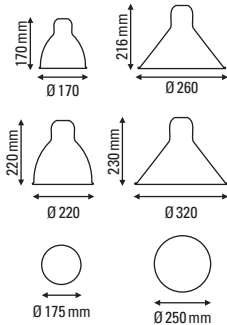
CORPS BODY



Black

BL

RÉFLECTEURS SHADES



COULEURS DES RÉFLECTEURS SHADES COLORS



Black

BL



Red

RED



Yellow

YELLOW



Blue

BLUE



Brass
(L shade only)

BRASS



Copper
(L shade only)

COP



Black Copper
(L shade only)

BL-COP



White Copper
(L shade only)

WH-COP



Copper White
COP-WH



Raw Copper
COP-RAW



Raw Copper White
COP-RAW-WH

LAMPE GRAS (L)

de Bernard-Albin Gras

FICHE TECHNIQUE TECHNICAL SHEET

DONNÉES PHOTOMÉTRIQUES PHOTOMETRIC DATA

Flux 536,21 lm
(valeur indicative)
(indicative data)

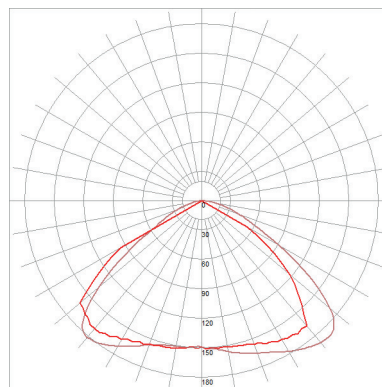
Tc NA

CRI NA

Ampoule testée E27
Tested lamp Led filament
7 W
806 lumens
2700 K



**LARGE
ROUND SHADE**



Flux 640,77 lm
(valeur indicative)
(indicative data)

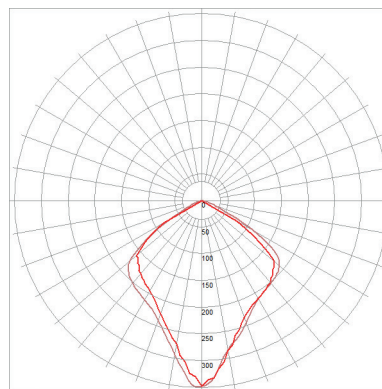
Tc NA

CRI NA

Ampoule testée E27
Tested lamp Led filament
7 W
806 lumens
2700 K



**LARGE
CONIC SHADE**



Flux 416,28 lm
(valeur indicative)
(indicative data)

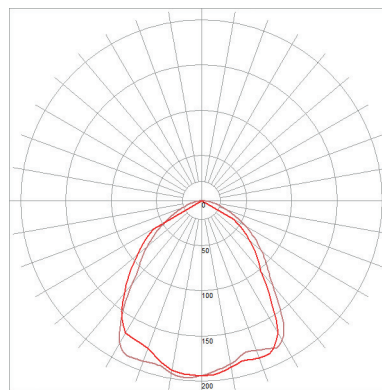
Tc NA

CRI NA

Ampoule testée E27
Tested lamp Led filament
7 W
806 lumens
2700 K



**LARGE
OCCULIST SHADE**



LAMPE GRAS (XL)

de Bernard-Albin Gras

FICHE TECHNIQUE TECHNICAL SHEET

DONNÉES PHOTOMÉTRIQUES PHOTOMETRIC DATA

Flux **408,45 lm**
(valeur indicative)
(indicative data)

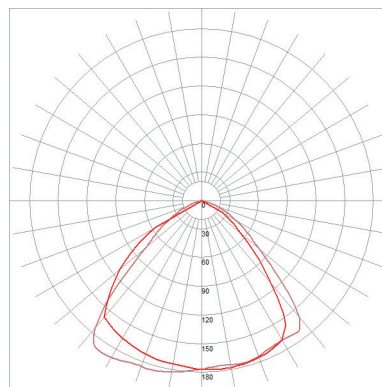
Tc **NA**

CRI **NA**

Ampoule testée **E27**
Tested lamp **Led filament**
7 W
806 lumens
2700 K



XL
ROUND SHADE



Flux **528,54 lm**
(valeur indicative)
(indicative data)

Tc **NA**

CRI **NA**

Ampoule testée **E27**
Tested lamp **Led filament**
7 W
806 lumens
2700 K



XL
CONIC SHADE

